

# WHAT IS A ZINE?

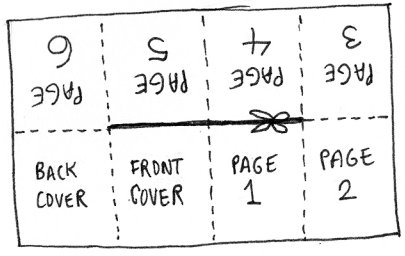
A ZINE (PRONOUNCED ZEEEN) IS USUALLY:

- > PHOTOCOPIED
- > PRINTED
- > DIY AESTHETIC
- > ABOUT SOMETHING YOU LOVE!

IT IS ALWAYS **INDEPENDENT!** MADE BY ARTISTS AND WRITERS WHO WANT TO GET THEIR VOICE OUT INTO THE WORLD

# NOW... LET'S MAKE A ZINE!

FIRST: FOLD IN HALF



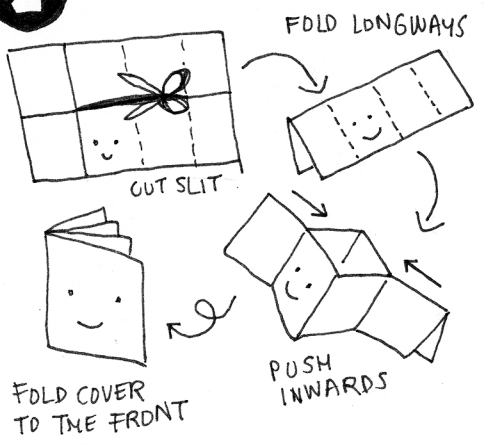
A4 OR A3 PAGE

TO MAKE A SIMPLE ONE SIDED ZINE WITH NO STAPLES OR GLUE FOLD A SHEET OF PAPER INTO 8 EQUAL PARTS AND CUT SLIT IN MIDDLE.


1

NOW YOU HAVE YOUR GRID

2



OTHER ZINES YOU CAN TRY:



SECOND: FOLD IN HALF

3

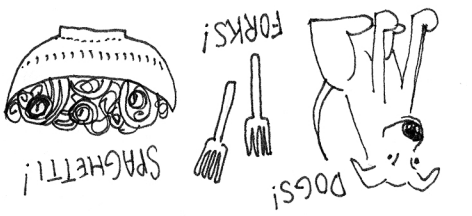
4

CUT ALONG THIS LINE

WHAT SHOULD MY ZINE BE ABOUT?

# ANSWER: ANYTHING!

MAKE THE ZINE YOU WANNA MAKE ABOUT SOMETHING YOU'RE PASSIONATE ABOUT:



THIRD: FOLD IN HALF LENGTHWAYS

YOUR FAVOURITE EPISODE OF YOUR FAVOURITE TV SHOW

HOW TO DO SOMETHING JUST YOUR PERSONAL RAMBLINGS

YOUR BEST FRIEND

DINOSAURS!

MENTAL HEALTH

POETRY!

THE BEST FLOWERS

PHOTOGRAPHY!

# SOME WAYS TO MAKE A ZINE



WHATEVER WORKS AND FEELS COMFORTABLE TO EXPRESS YOURSELF!

**NOW WHAT?**

PHOTOCOPY YOUR ORIGINAL: GET IT OUT INTO THE WORLD!

LEAVE IT IN PUBLIC PLACES

GIVE IT TO YOUR FRIENDS!

PUT IT IN A LIBRARY BOOK

TRADE IT AT A ZINE SWAP!

OR

SELL IT AT A ZINE FAIR

STOCK IT AT STICKY INSTITUTE (A LOCAL ZINE STORE)

**HAVE FUN!**